



	Form Title:	<b>ENGINEERING BULLETIN</b>	Document #: <b>EB-04-00</b> <small>(Form: DEF-003A-1)</small>
	Document Title:	<b>Important Packing Gland Instructions for Rear Head Valves and Hot Product Valves</b>	Revision: <b>2</b>
			Date: <b>May 31, 2024</b>
			Page: <b>1 of 2</b>







Original Release Date: 9/28/2000

**Description of Bulletin:** This bulletin provides important instructions for regular maintenance of the adjustable packing gland to prevent possible leakage from the “rope” style packing used on the Rear Head Valves and Hot Product Valves. Two examples of valves that utilize an adjustable packing gland are shown below.



**Background Details:** Many of Betts Rear Head Valves and Hot Products Valves are used in high temperature situations. The “rope” style packing used in these valves is packed tight at the factory and all final valve assemblies are pressure tested. Heating and cooling of these valves to extremes may have substantial cold flow effects on the packing. This condition is more evident on new valves or newly packed re-built valves. The result is loosening of the packing gland nuts and potential leakage from the stem.

**Bulletin Instructions:** Only trained personnel should attempt to perform maintenance on this equipment. As with any maintenance work, proper personal protective equipment (PPE) and procedures must be used at all times. A list of hazards may include but are not limited to contents under pressure, residual product, flammable liquid and vapors, and pinch points.

 <b>WARNING</b>		<b>Temperature Hazard</b> – Cargo tank may contain hot products. Protective clothing including gloves and face shield shall be worn. Hot product leak or equipment could cause death severe burns, injury, or death.
 <b>WARNING</b>		<b>Pressure Hazard</b> – Used valves may contain residual pressure and failure to safely relieve could result in sudden loss of pressure causing death or serious injury.
 <b>WARNING</b>		<b>Flammable Product</b> – Used valves may contain product that could present a risk of fire, explosion, asphyxiation or other hazards resulting in death or serious injury.

It is recommended that the packing gland nuts on the Rear Head Valves and Hot Product Valves be regularly maintained to ensure they are properly tightened. Betts recommends tightening the packing gland nuts after the valve is installed into the tank and before the first load.

- Continued on Page 2 -

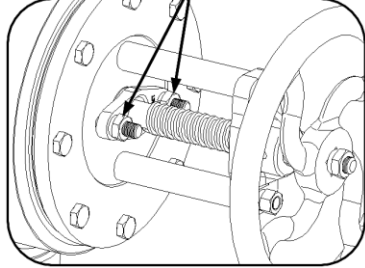
	Form Title:	<b>ENGINEERING BULLETIN</b>	Document #: <b>EB-04-00</b> <small>(Form: DEF-003A-1)</small>
			Revision: <b>2</b>
	Document Title:	<b>Important Packing Gland Instructions for Rear Head Valves and Hot Product Valves</b>	Date: <b>May 31, 2024</b>
			Page: <b>2 of 2</b>

The gland shall also be checked and nuts tightened after the first two (2) loads at a minimum. After this “break in period” packing should be checked and tightened if necessary, at regular intervals as defined by the owner of the tank depending on individual service conditions. All personnel must be properly trained in the safe operation of the system and must follow the prescribed procedures as established by the owner of the tank.

Betts offers a Rear Head Valve and Hot Product Valve caution label for a visual aid. The warning label is included with all Betts Rear Head Valves and Hot Product Valves and must be affixed to the tank after the valve is mounted. Do not paint over the label. If replacement labels are needed, they can be ordered as part number 9Z4040.

**A caution label is available as shown and should be installed in a conspicuous place on the tank to ensure the operator is aware of the packing nut tightening requirements. Follow the recommended preventative maintenance schedule as established by the owner of tank.**


**PACKING GLAND NUTS**



For more information, refer to Engineering Bulletin EB-04-00 at [www.bettsind.com](http://www.bettsind.com)

**⚠ CAUTION**

**VALVE PACKING GLAND NUTS MUST BE TIGHTENED AS PART OF REGULAR MAINTENANCE TO PREVENT POSSIBLE LEAKAGE.**     9Z4040



If there are any questions please contact Betts Sales or Design Engineering Department.